




Powering Conversations With Objective Data Through Floodlight™ MS



FLOODLIGHT MS ACTIVITIES ARE INTENDED TO PROVIDE ADDITIONAL DATA FOR YOUR PRACTICE

Floodlight MS uses novel technology to securely collect data on your patient's MS function between visits using 5 functional activities that may provide you and your patient greater transparency into their MS function.

DOMAINS	 HAND FUNCTION		 WALKING ABILITY (GAIT AND DYNAMIC BALANCE)		 COGNITIVE FUNCTION
FLOODLIGHT MS ACTIVITIES	Pinch a Tomato	Draw a Shape	U-Turn	2-Minute Walk	Match the Symbols
DEMONSTRATED CONCORDANCE WITH WHICH IN-CLINIC ASSESSMENT?	Nine-hole peg test (9HPT)		5 U-Turn tests and timed 25-foot walk (T25FW)		Symbol Digit Modalities Test (SDMT)

Source: Midaglia L, et al. *J Med Internet Res.* 2019;21:e14863.

Please see the user manuals on FloodlightMS.com for directions on how to properly perform the activities in the app.

These activities provide only objective measurements of function and do not provide an interpretation or a clinical implication of the measurements.

The app also features a Journal that may provide additional information on your patient's MS between visits.

THE FLOODLIGHT MS PORTAL: YOUR GATEWAY TO YOUR PATIENT'S DATA

Floodlight MS is designed to help guide you and your patients toward improving clinical conversations about their MS. Your Floodlight MS portal provides you with objective patient data into what may be happening with your patient's MS function between visits. The portal features:

- Longitudinal 3-, 6-, or 9-month perspective of your patient's Floodlight MS experience
- Synchronization of data for up-to-date results
- Customizable dashboard view to compare results from different Floodlight MS activities for each individual patient
- Ability to add members of your staff as Care Team members to allow them to review patient data as needed

MS, multiple sclerosis.

Floodlight MS Patient Onboarding

START YOUR PATIENT'S FLOODLIGHT MS ROUTINE NOW

In your Floodlight MS portal



1. **Visit** us.FloodlightMS.com and log in to the portal by entering your email address and password.
2. **Enable** 2-factor authentication by providing a mobile phone number to receive a code via text for added security. Enter code when prompted.
3. **Connect** your patient with your practice using the unique code that is emailed to you after you've confirmed your email address and changed your password in your portal, or click "Generate My Code" in the portal. Verify that your patient has scanned or entered your unique code into the app.

In your patient's Floodlight MS app



4. Have your patient **download** Floodlight MS from the App Store or Google Play Store.
5. **Instruct** your patient to complete their profile under **Settings** in the app.
6. **Determine** which activities your patient should complete, taking into account what may be manageable for your patient, and then determine the **frequency** of each activity.
7. **Set goals**, ensure your patient has **enabled notifications**, and have a conversation about the importance of using the app regularly and how to fit it into your patient's routine (eg, complete 3 activities right after breakfast).
8. **Complete** all of the assigned activities during the appointment.
9. **Schedule** your patient's next appointment and have your patient log it in the app.
10. **Share a copy of the Patient Getting Started Flashcard** and the **Patient Pre-Visit Checklist** and walk your patient through each.

Since the conversations you have with your patients about Floodlight MS and their MS rely on the data your patients record, making Floodlight MS a part of your patients' regular routine will help build a more comprehensive dataset between visits, which may help with improving clinical conversations with the long term in mind.



FLOODLIGHT MS HANDLES DATA SECURELY

Floodlight MS is designed in compliance with applicable privacy laws, such as HIPAA.



GETTING SUPPORT

Floodlight MS customer support is available for any questions related to your Floodlight MS experience. Reach support by calling **1-888-ILLUMN8 (1-888-455-8668)** or emailing **FloodlightMS_support.us@gene.com**.

HIPAA, Health Insurance Portability and Accountability Act.

Genentech
A Member of the Roche Group

© 2021 Genentech USA, Inc. All rights reserved. M-US-00007709(v4.0) 08/21